



1 | 4

Fund Management: DJE Kapital AG

Fund Manager Moritz Rehmann

Responsible Since 23/01/2017

Minimum Investment 75,000 EUR**Fund Facts**

ISIN LU0159550747

WKN 164318

Bloomberg DJEALGI LX

Reuters 164318X.DX

Asset Class Mixed funds dynamic World

Minimum Equity 51%

Partial Exemption of Income¹ 30%Investment Company² DJE Investment S.A.

Fund Management DJE Kapital AG

Type of Share retention²

Financial Year 01/01 - 31/12

Launch Date 27/01/2003

Fund Currency EUR

Fund Size (29/02/2024) 270.80 million EUR

TER p.a. (29/12/2023)² 1.79%

This sub-fund/fund promotes ESG features in accordance with Article 8 of the Disclosure Regulation (EU Nr. 2019/2088).³

Ratings & Awards⁴ (29/02/2024)**Morningstar Rating Overall⁵ ★★★★★****Scope Award 2023**

Best Fund in the category "Mixed Fund Global Flexible" in Switzerland

DJE - MULTI ASSET & TRENDS

The dynamic multi-asset strategy



MORITZ REHMANN

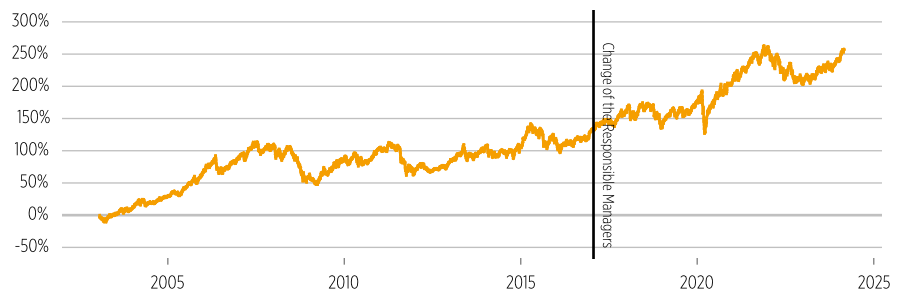
DJE - MULTI ASSET & TRENDS I (EUR)

INVESTMENT STRATEGY

DJE - Multi Asset & Trends is a dynamic global multi-asset fund. The diversified portfolio of approximately 50 to 70 equities and between 20 to 40 bonds is managed independent from any benchmark. The fund management pursues a thematic approach to benefit from current and long-term trends, including digital transformation, demographics & health, and clean technologies. The strategy targets companies with stable business models and above-average growth prospects, combined with reasonable valuations. Additional diversification is achieved by investing in up to 10% of the portfolio in gold. The fund seeks to exploit global opportunities to generate an attractive performance.

PERFORMANCE IN PERCENT SINCE INCEPTION (27/01/2003)

■ DJE - Multi Asset & Trends I (EUR)



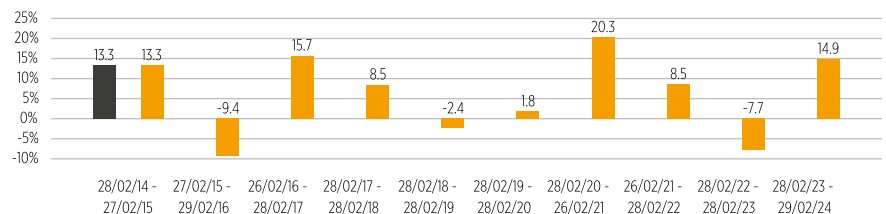
Data: Anevis Solutions GmbH, own illustration.

As at: 29/02/2024

ROLLING PERFORMANCE OVER 10 YEARS IN PERCENT

■ Fund (net) in consideration with the maximum issue surcharge of 0.00%

■ Fund (gross) DJE - Multi Asset & Trends I (EUR)



Data: Anevis Solutions GmbH, own illustration.

As at: 29/02/2024

PERFORMANCE IN PERCENT

	MTD	YTD	1 Yr	3 Yrs	5 Yrs	10 Yrs	Since Inception
Fund	1.40%	4.27%	14.87%	15.04%	40.78%	78.53%	256.73%
Fund p.a.	-	-	-	4.77%	7.08%	5.97%	6.22%

Data: Anevis Solutions GmbH, own illustration.

As at: 29/02/2024

The Funds are actively managed by DJE and, where a benchmark index is indicated, without reference to it. The presented charts and tables concerning performance are based on our own calculations according to the gross performance (BVI) method² and illustrate past development. Past performance is not indicative for future returns. The BVI method takes into account all costs incurred at the fund level (e.g. management fees), the net performance and the issue fee. Additional individual costs may be incurred at the customer level (e.g. custodian fees, commission and other charges). Model calculation (net): an investor wishes to purchase shares for Euro 1,000. With a maximum issue surcharge of 0.00%, he has to spend a one-off amount of Euro 0.00 when making the purchase. In addition, there may be custodian costs that reduce performance. The custodian costs are decided by your bank's price list and service charges

1 | The fiscal treatment depends on the personal circumstances of the respective client and can be subject of change in the future.

2 | see also on (www.dje.de/DE_en/fonds/fondswissen/glossar)

3 | see also on (www.dje.de/en-de/company/about-us/invest-sustainably/)

4 | Awards and many years of experience do not guarantee investment success. Sources on homepage (<https://www.dje.de/en-de/company/about-us/awards-ratings/2023/>)

5 | see page 4



MORITZ REHMANN

2 | 4

Asset Allocation in Percent of Fund Volume

Stocks	66.74%
Bonds	22.28%
Certificates	6.00%
Cash	4.98%

As at: 29/02/2024

The asset allocation may differ marginally from 100% due to the addition of rounded figures.

Top Countries in Percent of Fund Volume

United States	40.50%
Germany	13.10%
Japan	9.95%
France	3.89%
Italy	3.33%

As at: 29/02/2024

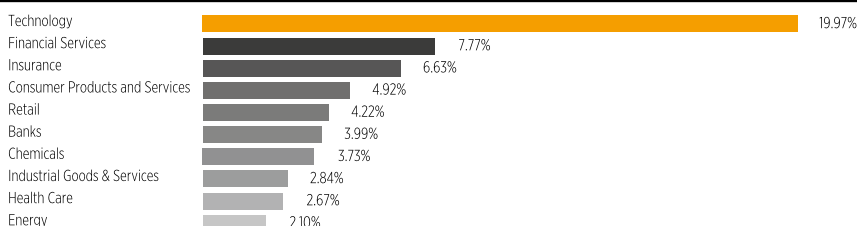
Fund Prices per 29/02/2024

Bid	356.73 EUR
Offer	356.73 EUR

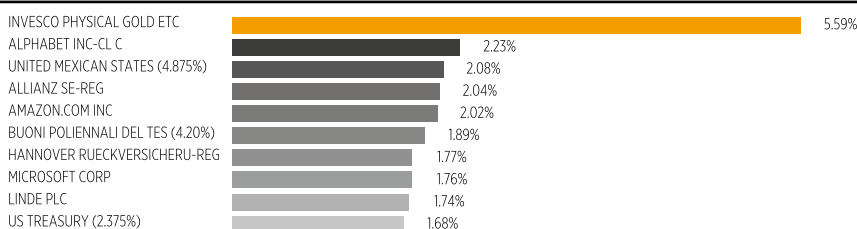
Fees¹

Initial Charge	0.00%
Management Fee p.a.	1.20%
Custodian Fee p.a	0.06%

¹ | See Key Information Document (PRIIPs KID) under <https://www.dje.de/en-de/investment-funds/productdetail/LU0159550747#downloads>

DJE - MULTI ASSET & TRENDS I (EUR)**TOP TEN SECTORS IN PERCENT OF THE EQUITY PORTFOLIO**

As at: 29/02/2024

TOP TEN HOLDINGS IN PERCENT OF FUND VOLUME

When buying a fund, one acquires shares in the said fund, which invests in securities such as shares and/or in bonds, but not the securities themselves.

As at: 29/02/2024

Average rating of the bonds in the portfolio: BBB

The figure refers to the bond portfolio including bond derivatives and cash.

As at: 29/02/2024

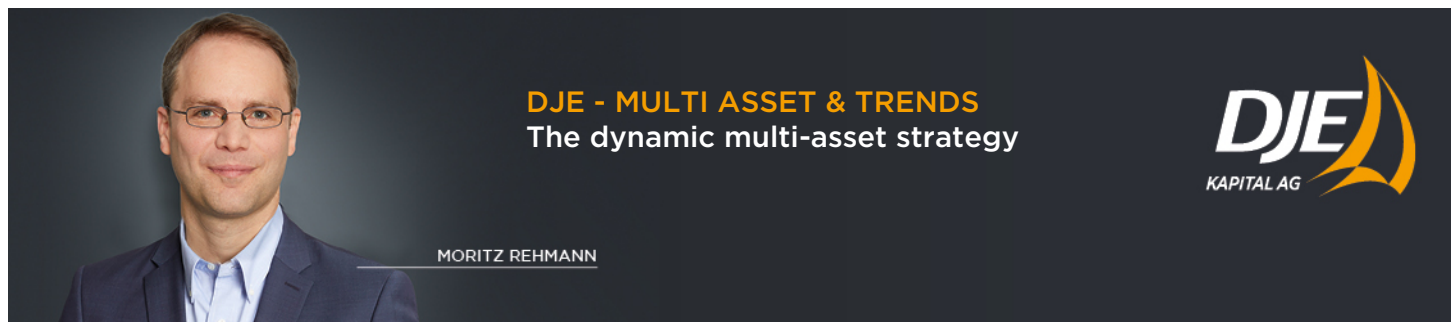
RISK MEASURES¹

Standard Deviation (2 years)	9.24%	Maximum Drawdown (1 year)	-4.17%
Value at Risk (99% / 20 days)	-5.81%	Sharpe Ratio (2 years)	0.21

As at: 29/02/2024

MONTHLY COMMENTARY


The stock markets maintained their momentum from the previous month in February and performed very favourably. The German share index DAX reached a record high and rose by 4.58%. The broad European index Stoxx Europe 600 was slightly weaker with a gain of 1.84%. The broad US S&P 500 index was significantly stronger, rising by 5.66% and topping 5,000 points for the first time. The biggest gain in February came from the Far East: Hong Kong's Hang Seng Index climbed by 6.97%. Overall, equities, as measured by the global MSCI World, rose by 4.60% - all index figures in euro terms. A key performance driver behind this was the continuing enthusiasm of the markets around the topic of artificial intelligence. Added to this were mostly good quarterly figures, robust data from the US labour market and rising purchasing managers' indices in the US, which signal an expansive economy. However, the US inflation data was higher than expected, meaning that the US Federal Reserve still had no reason to cut interest rates. In the eurozone, on the other hand, inflation continued to fall and only the Purchasing Managers' Index for services left the recessionary zone. By contrast, its counterpart for the manufacturing industry sank even lower. Experts believe that the ECB may cut its key interest rate for the first time in June. It was noticeable on the bond markets that expectations of interest rate cuts were already premature at the beginning of the year. Yields on high-quality government and corporate bonds rose noticeably. At 2.41%, 10-year German government bonds yielded 25 basis points higher, while their US counterparts were 34 basis points higher at 4.25%. The price of a troy ounce of gold rose by 0.23% to USD 2,044.30. Against this backdrop, the DJE - Multi Asset & Trends rose by 1.40%. Most sectors within the global equity index MSCI World performed positively. The biggest gains came from the retail, automotive, media and technology sectors. By contrast, the basic materials, telecommunications and food & beverages sectors performed negatively. The fund benefited in particular from its exposure to the retail, chemicals and insurance sectors, while the utilities, energy and telecommunications sectors, among others, had a negative impact on performance. The strongest individual stocks in the portfolio included Coinbase Global, a US trading platform for cryptocurrencies, Tokyo Electron, a Japanese manufacturer of machines for the semiconductor industry, and NVIDIA, a US developer of graphics processors. The weakest results came from TechnoPro, a Japanese temporary employment agency specialising in the technology sector, the Japanese electronics group Sony and the Norwegian energy group Equinor. The fund management adjusted the fund's equity allocation slightly and increased the weighting of the chemicals, consumer goods & services and retail sectors in particular. In return, it reduced the technology, insurance and healthcare sectors, among others. The equity allocation fell from 68.01% to 66.74% as a result of the adjustments. The bond portfolio was unable to make a positive contribution to performance due to the broad rise in yields on almost all bond types. The fund management reduced the bond ratio moderately from 23.56% to 22.28%. The certificate ratio fell from 6.30% to 6.00%. As a result of the allocation adjustments, the fund's liquidity increased from 2.13% to 4.98%.



3 | 4

Evaluation by MSCI ESG Research

MSCI ESG Rating (AAA-CCC)	A
ESG Quality Score (0-10)	7.0
Environmental score (0-10)	6.0
Social score (0-10)	5.4
Governance score (0-10)	5.8
ESG Rating compared to Peer Group (100% = best value)	43.39%
Peer Group	Mixed Asset EUR Agg - Global (431 Funds)
ESG Coverage	88.78%
Weighted Average Carbon Intensity (tCO ₂ e / \$M sales)	116.46



AAA	14.77%	BB	6.07%
AA	30.98%	B	1.31%
A	22.79%	CCC	0.00%
BBB	12.86%	Not Rated	11.22%

ESG Rating**What it means**

AAA, AA	Leader	The companies that the fund invests in show strong and/or improving management of financially relevant environmental, social and governance issues. These companies may be more resilient to disruptions arising from ESG events.
A, BBB, BB	Average	The fund invests in companies that show average management of ESG issues, or in a mix of companies with both above-average and below-average ESG risk management.
B, CCC	Laggard	The fund is exposed to companies that do not demonstrate adequate management of the ESG risks that they face, or show worsening management of these issues. These companies may be more vulnerable to disruptions arising from ESG events.
Not Rated		Companies in the fund's portfolio that are not yet rated by MSCI, but these are rated as part of our own analysis.

Source: MSCI ESG Research as at 29/02/2024

Information on the sustainability-relevant aspects of the funds can be found at www.dje.de/en-de/company/about-us/invest-sustainably/**DJE - MULTI ASSET & TRENDS I (EUR)****INVESTMENT APPROACH**

The asset allocation of the DJE - Multi Asset & Trends fund follows a consistent bottom-up approach. It is based on fundamental factors such as market positioning, balance sheet and earnings potential, valuation, management quality, and sustainability criteria. The fund management takes a flexible approach to asset classes and allocates across sectors and countries with the aim of managing risk and capitalising on opportunities that arise. Gold is an asset class that has a low correlation with equities and bonds and provides additional stability; it can represent up to 10% of the fund. With the growth-oriented risk-reward profile and broad diversification across different asset classes, the fund aims for attractive returns combined with low volatility.

INVESTING IN THE THEMES OF THE FUTURE TODAY**MAIN INVESTMENT THEMES**

Artificial intelligence <ul style="list-style-type: none"> Hardware Applications Digital infrastructure 	Demographic Trends & Health <ul style="list-style-type: none"> Pharma Biotechnology Obesity 	Infrastructure & Production <ul style="list-style-type: none"> Electric vehicles Digital transformation Cyber security 	E-Commerce <ul style="list-style-type: none"> Payments Shopping online Fulfilment
Digital Lifestyle <ul style="list-style-type: none"> Gaming Digital transformation Virtual Reality 	Brands & Luxury <ul style="list-style-type: none"> Lifestyle Leisure activities Global brands 	Green technology <ul style="list-style-type: none"> Renewable energy Smart power grids Supply chain 	Interest rates (tactical theme) <ul style="list-style-type: none"> Banks & Insurance Exchange operators Asset Managers

INVEST IN TODAY'S MEGATRENDS AND TACTICAL THEMES

Source: DJE Kapital AG

OPPORTUNITIES AND RISKS**Opportunities**

- + Offensive, theme-oriented, global multi-asset fund with ongoing adjustment of its portfolio to the expected market situation.
- + Equities enable participation in the growth opportunities of the global equity markets independently of benchmark index specifications.
- + Flexible addition of bonds (up to 50%) and other securities such as certificates on precious metals (up to 10% gold) possible.
- + The cash quota (up to 49%) can be used flexibly in order to cushion difficult market phases as much as possible.

Risks

- Share prices can fluctuate relatively strongly due to market, currency and individual value factors.
- Bonds are subject to price risks when interest rates rise, as well as country risks and the creditworthiness and liquidity risks of their issuers.
- In the case of securities not denominated in euros, there is a currency risk for euro investors.
- An investment in precious metals is subject to fluctuations in value.



4 | 4

DJE Kapital AG

DJE Kapital AG is part of the DJE Group, can draw on around 50 years of experience in asset management and is today one of the leading bank-independent financial service providers in German-speaking Europe. Our investment strategy, both in equities and bonds, is based on the FMM method developed in-house: a systematic analysis which takes three views on securities and the financial markets – fundamental, monetary and market-technical. DJE follows sustainability criteria when selecting securities, takes into account selected sustainable development goals, avoids or reduces adverse sustainability impacts and is a signatory to the United Nations "Principles for Responsible Investment".

Signatory of:



Contact

DJE Finanz AG
Zurich
Tel.: +41 43 344 62 80
E-Mail: info@djefinanz.ch
www.djefinanz.ch

5 | 2024 Morningstar, Inc. All Rights Reserved. The information contained herein: (1) is proprietary to Morningstar and/or its content providers; (2) may not be copied or distributed; and (3) is not warranted to be accurate, complete or timely. Neither Morningstar nor its content providers are responsible for any damages or losses arising from any use of this information. Past performance is no guarantee of future results.

DJE - MULTI ASSET & TRENDS I (EUR)

Target Group

The Fund is Suitable for Investors

- + with a medium to long-term investment horizon
- + who wish to reduce risk through broad diversification of investments
- + who wish to reduce risk compared to a direct investment

The Fund is not Suitable for Investors

- with a short-term investment horizon
- who seek safe returns
- who are not prepared to accept increased volatility

LEGAL INFORMATION

The collective investment scheme ("the Fund"), is a fund on a contractual basis under the law of Luxembourg. Regarding the publication of performance data of the Fund it should be noted that the historic performance does not represent an indicator for the current or future performance and the performance data do not take account of the commissions and costs incurred on the issue and redemption of units. First Independent Fund Services Ltd., Klausstrasse 33, CH-8008 Zurich acts as the Swiss Representative (the "Swiss Representative") and NPB Neue Privat Bank Ltd., Limmatquai 1, P.O. Box, CH-8022 Zurich acts as the Paying Agent in Switzerland (the "Swiss Paying Agent") for the Fund. Copies of the prospectus (incl. management regulations), the Key Investor Information Document, as well as annual and semi-annual reports of the Fund may be obtained free of charge from the Swiss Representative in Zurich.